

A, C, F, T-Series, Hydraulic Couplers

▼ Shown: FH-604, FR-400, AR-630, C-604, AH-604, AR-400



3/8" High Flow Couplers

- Standard equipment on most Enerpac cylinders
- Recommended for use on all Enerpac pumps and cylinders where space and porting permits
- Includes "2-in-1" dust cap for use on male and female couplers

3/8" High Pressure 'Flush-face' Couplers

- Featuring "Push-to-connect" operation, to guarantee good connection every time
- Flush-face, zero-leak operation for minimal spillage
- HTMA* recognized for safety and performance
- Will not interchange with low pressure couplers

3/8" Regular Spee-D-Couplers®

- For medium duty applications with hand pumps
- Includes female aluminium dust cap

1/4" Regular Couplers

- For use with small cylinders and hand pumps
- Includes female aluminium dust cap

1/4" Spin-on Torque Wrench Couplers


- For use with 700 bar S and W-Series torque wrenches, THQ-Series hoses and 700 bar torque wrench pumps

1/4" Lock-ring Torque Wrench Couplers


- For use with 800 bar HXD and SQD-Series torque wrenches, THC-Series hoses and 800 bar torque wrench pumps.

* Hydraulic Tool Manufacturers Association.

Quick Connection of Hydraulic Lines


 **Thread sealer**
To seal NPTF threads use one of the new anaerobic thread sealers or Teflon paste.

When using Teflon Tape, apply the tape one thread from the end of a fitting to prevent it from winding up in the hydraulic system.

 **WARNING!**
Couplers should be pressurized only when completely connected and should not be coupled or uncoupled when pressurized.

More safety instructions in our 'Yellow Pages'.

Page: **240**

 **F-Series**
Flush-faced couplers provide reduced pressure drop versus other types and are preferred in dirty, grimy construction and mining environments due to easy clean, non-dirt trapping faces.

▼ With the use of Enerpac High Flow Couplers, hoses are easily installed for multiple hydraulic line connections in this 34 points PLC-controlled lifting system.



Hydraulic Couplers



CT-604 Safety Tool

Use the Enerpac CT-604 to relieve hydraulic back pressure by safely bleeding the hydraulic coupler.

Minimize injuries from projectile parts and under-skin hydraulic fluid injections by eliminating unsafe coupler bleeding practices.

NOTE: For use on C-Series 700 bar High-Flow Couplers only

The CT-604 is Enerpac-engineering safe for use at 700 bar.

A, C, F, T Series



Maximum Flow Capacity:


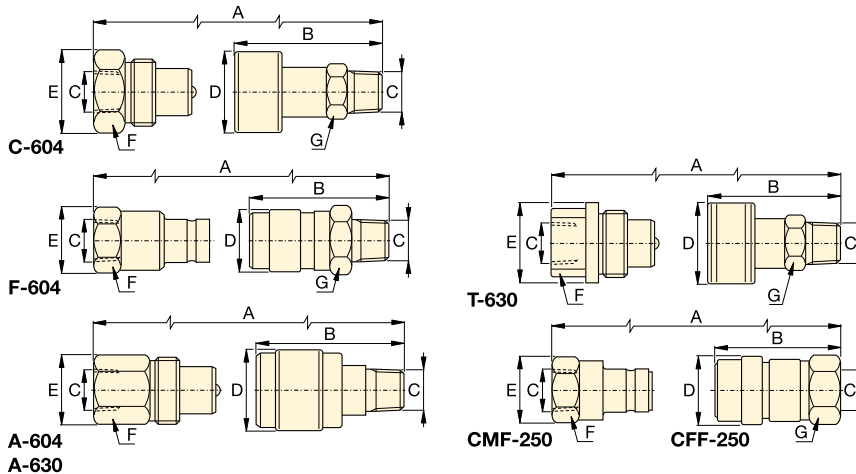
6,1 - 40,0 l/min

Thread:

1/4" and 3/8" NPTF

Maximum Operating Pressure:

700 and 800 bar




Metal Dust Caps

Steel dust caps are available for the C-604 series couplers.

Order model number:

CD-411M for female half

CD-415M for male half

Maximum Flow Capacity (l/min)	Coupler Type	Model Numbers			Dimensions (mm)							Dust Cap(s)
		Complete Set	Female Half	Male Half	A*	B	C	D	E	F	G	
35	700 bar High-Flow Coupler 	C-604	CR-400	CH-604	83	64	3/8" NPTF	35	36	32	25	(2x) CD-411
40	700 bar Flush-Face coupler 	F-604	FR-400	FH-604	110	72	3/8" NPTF	31	31	26	28	-
7,6	700 bar Regular Spee-D-Coupler® 	A-604	AR-400	AH-604	77	42	3/8" NPTF	28	26	23	19	Z-410 female only
7,6	700 bar Regular Coupler 	A-630	AR-630	AH-630	66	35	1/4" NPTF	22	20	19	15	Z-640 female only
11,4	700 bar Spin-on Coupler 	T-630	TR-630	TH-630	73	60	1/4" NPTF	29	29	19	21	-
6,1	800 bar Lock-ring Coupler 	-	CFF-250	CMF-250	76	58	1/4" NPTF	23	28	24	22	-

* Value A is total length when male and female half are connected.