



Description:

The IN1600LB DS patented light is powerful whilst providing a solid run time. This robust and durable model in the EXIN Light Portable Industrial Lighting Range has a larger area of illumination and has a double sided light head. The IN1600LB boasts a bigger battery and has a considerably longer run time.

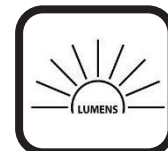
Product Code: IN1600LBDS



Charge Time: 14-16hrs



Double Sided



1600Lm each side



LED

Specification:

- Double Sided: Yes
- Battery Charge Time: 14-16hrs
- Battery Run Time: Single Side:28-30hrs, Double Side: 16-18hrs
- Lumens: 1600Lm Each Side
- Charging Voltage: 100-240v & 12/24v
- Depth: 222mm
- Width: 335mm
- Height (Closed): 582mm
- Height (Open): 1150mm
- Weight: 11.3kg